




To see how you can make a difference at home and in your community, contact the Clinton River Watershed Council and ask for the complete stormwater tip card series. Or, for more information, visit our website at [www.crwc.org](http://www.crwc.org).

Clinton River Watershed Council  
101 Main Street, Suite 100  
Rochester, MI 48307  
Phone 248-601-0606  
Fax 248-601-1280  
Email [contact@crwc.org](mailto:contact@crwc.org)



The stormwater tip card series was funded by a grant from the Michigan Department of Environmental Quality for the Bear Creek Restoration Project.



## A Citizen's Guide to Household Hazardous Waste

**C**leaning products like aerosols, bathroom and drain cleaners, and car supplies like waxes, starter fluids and repair products are all considered household hazardous wastes. Many ingredients in these products are corrosive or reactive, and if they aren't disposed of properly, they can harm people and contaminate our rivers, lakes and drinking water. Simple alternatives can replace many hazardous substances. If you choose to use commercial products, however, make sure to dispose of them properly! *See the chart inside for details.*























If you see the words **Danger**, **Caution**, **Warning** or **Toxic**,

You're probably handling a household hazardous waste.

Proper disposal of household hazardous wastes is easy — the trick is just knowing how!

 Okay to throw away     Take to hazardous waste drop-off site

 Recycle     Pour small amounts down the drain with lots of water

<b>Kitchen</b>	Aerosol cans (empty) Floor care products Household batteries	   
<b>Bathroom</b>	Disinfectants Medicine (expired) Nail polish/remover (dried up) Toilet, tub and tile cleaner	   
<b>Garage</b>	Antifreeze Battery (lead acid) Garden fertilizer Gasoline and kerosene Motor oil Insecticides and weed killers	       
<b>Workshop</b>	Paint (latex — dried) Paint (oil-based, auto, model) Paint thinner, stripper or primer Wood preservative	   



## Tips for handling toxics

- Store household hazardous wastes in their original containers, and make sure the labels are readable.
- Save money and reduce waste by purchasing only what you need and use.
- Let solvents and paint thinners set in a closed jar to let dirt and paint settle to the bottom. You can reuse the top portion, and dispose of less waste!
- **Never** pour motor oil, paints or chemicals directly down the sink or into a catch basin in the street. Recycle or dispose of them properly. For disposal locations and drop-off dates, call the recycling authority in your area or go to [www.earth911.com](http://www.earth911.com) where you can enter your zipcode to local the nearest disposal site.



## Non-toxic alternatives

### Homemade solutions to prevent pollution

- **to disinfect**, use one-half cup borax or washing soda\* dissolved in one gallon hot water.
- **to clean floors**, use 1/4 cup white vinegar, 1/4 cup washing soda\* in one gallon warm water.
- **for glass cleaner**, mix one part vinegar to four parts water. Dry windows with newspapers.
- **to unclog drains**, use a plumber snake instead of drain cleaners.
- **instead of toilet cleaner**, scrub with a toilet brush and baking soda.
- **to deodorize carpets**, sprinkle with baking soda, and vacuum after 30 minutes.

\* Be sure to use washing soda (*sodium carbonate*) in these recipes and not baking soda (*sodium bicarbonate*).